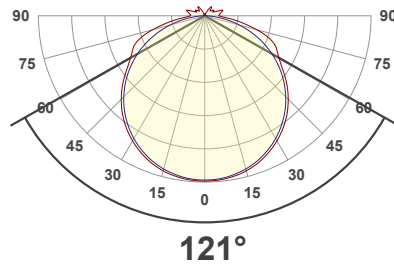


OPTIQUE LAB Results

Zonal Lumen Summary

Zone	Lumens	% Fixture
0° – 15°	19.9 lm	
0° - 30°	74.3 lm	
0° - 45°	149 lm	
0° - 60°	223 lm	
0° - 75°	281 lm	
0° - 90°	305 lm	

Total Lumen Output: 330

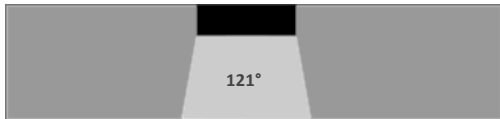


Beam Angle

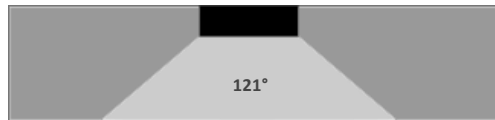
<60°

>60°

BEAM ANGLE



BEAM ANGLE

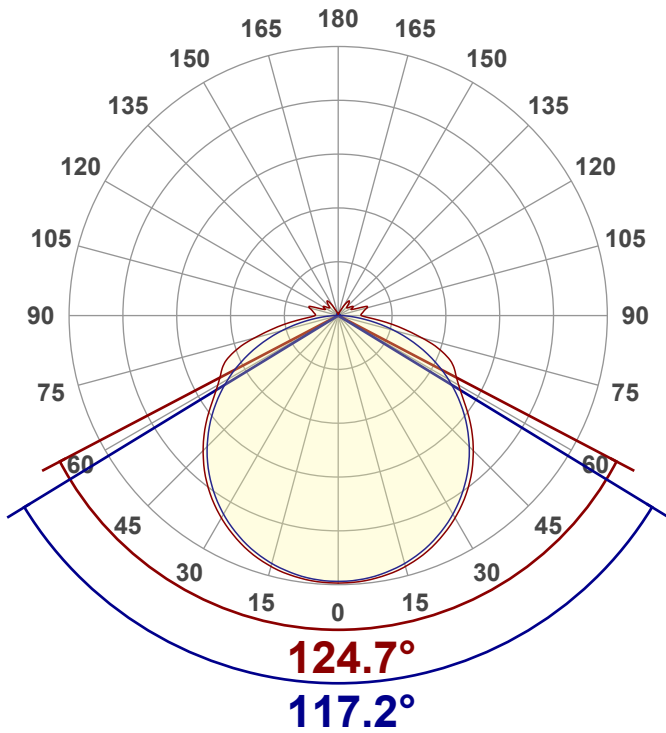


FootCandles

Distance	Foot Candles
1'	94 fcd
1.5'	42 fcd
2'	24 fcd
2.5'	15 fcd
3'	10 fcd
4'	6 fcd
5'	4 fcd
6'	3 fcd
9'	1 fcd
12'	1 fcd

OPTIQUE LAB Results

Angular Distribution 0 – 90°



Color Vector Graphic

		Graphic shifts (%)	
Hue Bin	R _r	Chroma	Hue
1	97	0%	0%
2	97	0%	-1%
3	96	0%	0%
4	96	-2%	-1%
5	94	-4%	2%
6	96	1%	2%
7	94	-1%	2%
8	97	1%	1%
9	96	0%	3%
10	93	0%	4%
11	92	2%	5%
12	92	5%	0%
13	95	1%	-3%
14	93	4%	-3%
15	93	1%	-2%
16	90	3%	-8%

